



Pattern Information

Date	04/02/2026
Pattern Type	SPORT
Pattern Difficulty	HIGH
Pattern Volume (ml)	24,41

Pattern Parameters

Split Pattern	No
Pattern Name	SEN FINAALIT
Start Cleaner Spray	0
Start Squeegee	0
Start Oiling	6

Supplies Information

Lane Cleaner	
Cleaner Mixture Ratio	4 : 1
Cleaner Spray End Distance	53
Lane Conditioner	

Surface Information

Surface Type	
Surface Brand	
Age	

SPORT	<4 : 1	USBC Ratio Definitions
CHALLENGE	4-8 : 1	
RECREATIONAL	>8 : 1	

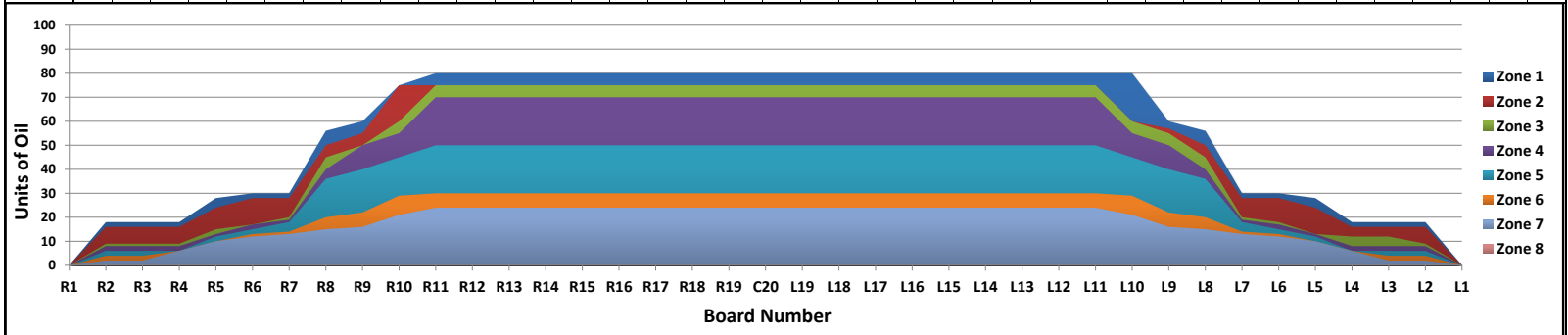
Notes: **sen finaalit**

Ratios by Volume

(18-18:3-7)	
L	3,98 : 1
R	4,02 : 1
(18-18:12-8)	
L	1,18 : 1
R	1,17 : 1
(18-18:13-17)	
L	1,00 : 1
R	1,00 : 1

Zone	1	2	3	4	5	6	7	8
Zone End Distance	4	9	15	21	28	34	39	44
Zone Ratio	L 3,2 : 1 R 3,2 : 1	3,3 : 1 3,3 : 1	5,0 : 1 5,3 : 1	5,3 : 1 5,3 : 1	4,3 : 1 4,3 : 1	3,1 : 1 3,1 : 1	2,7 : 1 2,7 : 1	: :
Zone Volume (ml)	3,67	4,25	4,79	4,44	3,87	2,05	1,35	0,00

ZONE	7 Pin Side											Board Number										10 Pin Side																	
	L1	L2	L3	L4	L5	L6	L7	L8	L9	L10	L11	L12	L13	L14	L15	L16	L17	L18	L19	C20	R19	R18	R17	R16	R15	R14	R13	R12	R11	R10	R9	R8	R7	R6	R5	R4	R3	R2	R1
1	0	18	18	18	28	30	30	56	60	80	80	80	80	80	80	80	80	80	80	80	80	80	80	80	80	80	80	80	75	60	56	30	30	28	18	18	18	0	
2	0	16	16	16	24	28	28	50	57	60	75	75	75	75	75	75	75	75	75	75	75	75	75	75	75	75	75	75	55	50	28	28	24	16	16	16	0		
3	0	9	12	12	13	18	20	45	55	60	75	75	75	75	75	75	75	75	75	75	75	75	75	75	75	75	75	60	50	45	20	17	15	9	9	9	0		
4	0	8	8	8	13	17	19	40	50	55	70	70	70	70	70	70	70	70	70	70	70	70	70	70	70	70	70	70	55	50	40	19	17	13	8	8	8	0	
5	0	6	6	6	12	15	18	36	40	45	50	50	50	50	50	50	50	50	50	50	50	50	50	50	50	50	50	50	45	40	36	18	15	12	6	6	6	0	
6	0	4	4	6	10	13	14	20	22	29	30	30	30	30	30	30	30	30	30	30	30	30	30	30	30	30	30	30	29	22	20	14	13	10	6	4	4	0	
7	0	2	2	6	10	12	13	15	16	21	24	24	24	24	24	24	24	24	24	24	24	24	24	24	24	24	24	24	21	16	15	13	12	10	6	2	2	0	
8	0	0	0	0	0	0	0	0	0	0	0	0	0	0	0	0	0	0	0	0	0	0	0	0	0	0	0	0	0	0	0	0	0	0	0	0	0	0	0





SEN FINAALIT

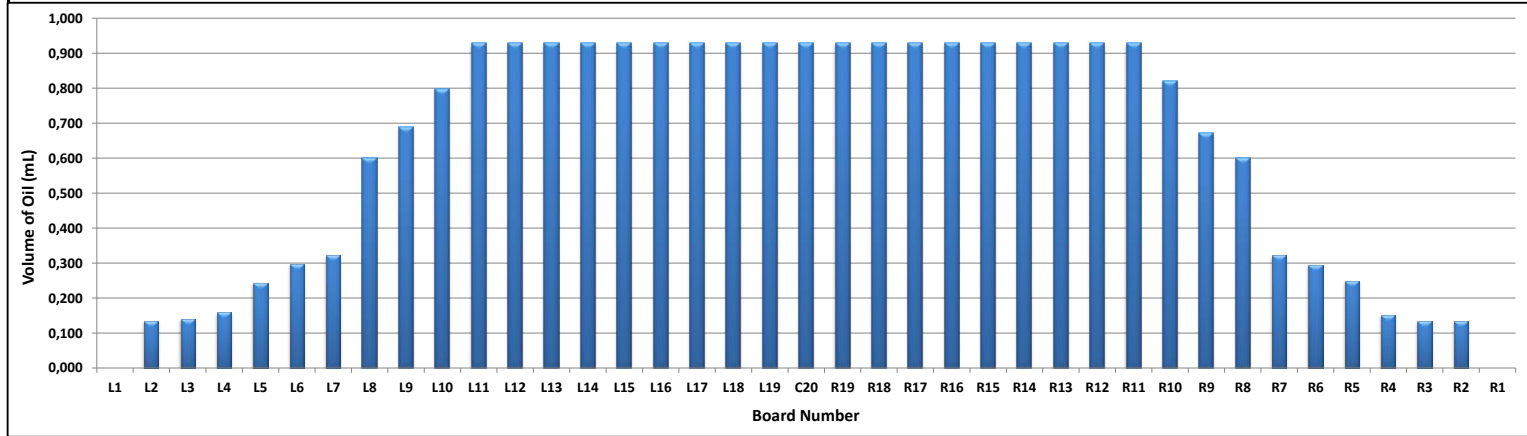
Crosswise Ratios (by units)

Zone 1			Zone 2			Zone 3			Zone 4			Zone 5			Zone 6			Zone 7			Zone 8			
	Average	Ratio		Average	Ratio		Average	Ratio		Average	Ratio		Average	Ratio		Average	Ratio		Average	Ratio		Average	Ratio	
3L-7L	Left = 24,8	3,2	3L-7L	Left = 11,4	4,3	3L-7L	Left = 15,0	5,0	3L-7L	Left = 13,0	5,3	3L-7L	Left = 11,4	4,3	3L-7L	Left = 9,4	3,1	3L-7L	Left = 8,6	2,7	3L-7L	Left = 0,0		
3R-7R	Right= 24,8	3,2	3R-7R	Right= 11,4	4,3	3R-7R	Right= 14,0	5,3	3R-7R	Right= 13,0	5,3	3R-7R	Right= 11,4	4,3	3R-7R	Right= 9,4	3,1	3R-7R	Right= 8,6	2,7	3R-7R	Right= 0,0		
18L-18R	Center = 80,0		18L-18R	Center= 50,0		18L-18R	Center= 75,0		18L-18R	Center = 70,0		18L-18R	Center= 50,0		18L-18R	Center= 30,0		18L-18R	Center= 24,0		18L-18R	Center= 0,0		

Crosswise Ratios (by ml)


Zone 1			Zone 2			Zone 3			Zone 4			Zone 5			Zone 6			Zone 7			Zone 8			
	Average	Ratio		Average	Ratio		Average	Ratio		Average	Ratio		Average	Ratio		Average	Ratio		Average	Ratio		Average	Ratio	
3L-7L	Left = 0,042	3,2	3L-7L	Left = 0,047	3,3	3L-7L	Left = 0,038	5,0	3L-7L	Left = 0,033	5,3	3L-7L	Left = 0,033	4,3	3L-7L	Left = 0,024	3,1	3L-7L	Left = 0,017	2,9	3L-7L	Left = 0,000		
3R-7R	Right= 0,042	3,2	3R-7R	Right= 0,047	3,3	3R-7R	Right= 0,035	5,3	3R-7R	Right= 0,033	5,3	3R-7R	Right= 0,033	4,3	3R-7R	Right= 0,024	3,1	3R-7R	Right= 0,017	2,9	3R-7R	Right= 0,000		
18L-18R	Center = 0,134		18L-18R	Center= 0,157		18L-18R	Center= 0,189		18L-18R	Center = 0,176		18L-18R	Center= 0,147		18L-18R	Center= 0,075		18L-18R	Center = 0,050		18L-18R	Center= 0,000		

The above crosswise ratios are calculated by the average units of oil for boards 18L - 18R and divided by the average units of oil for board 3 - 7 left and right.



3L-7L:18L-18R	8L-12L:18L-18R	13L-17L:18L-18R	18L-18R:17R-13R	18L-18R:12R-8R	18L-18R:7R-3R
Outside Track: Middle	Middle Track: Middle	Inside Track: Middle	Middle: Inside Track	Middle: Middle Track	Middle: Outside Track
3,98	1,18	1,00	1,00	1,17	4,02

SEN FINAALIT



55
50
45
40
35
30
25
20
15
10
5